



SAUDI

ENDODONTIC SOCIETY

الجمعية السعودية

لعلاج جذور و اعصاب الاسنان

تقرير أنشطة

الجمعية السعودية لعلاج جذور وأعصاب الأسنان

لعام 2022/2023

الجمعية تحت إشراف



الهيئة السعودية للتخصصات الصحية

Saudi Commission for Health Specialties

Dr. Ghadah Al Agla

- BDS, King Saud University, Dental College, KSA2005
- AEGD, Prince Abdullah Advanced Dental Institute, SA, in corporation with the University of British Columbia, Canada, 2010
- SBE, Saudi Commission of Health Specialty, KSA, 2017
- Consultant in Endodontics, Medical Centre, King Fahad Security College
- Program direction of SBE, Medical Centre, King Fahad Security College



Saturday | 29-01-2022 | 01:00 pm

The influence of root canal irrigation on bacterial biofilm and levels of endotoxin in teeth with symptomatic irreversible pulpitis

1. Chemical and mechanical influence of root canal irrigation on biofilm removal.
2. Evaluation of the biological properties of two experimental calcium silicate sealers.
3. Investigation of microbial profile, levels of endotoxin and lipoteichoic acid in teeth.
4. The benefit of culture-independent methods to detect bacteria and fungi in re-infected root filled teeth.
5. Combined Root Canal Therapies in Multirouted Teeth with Pulpal Disease.
6. Final Endodontic Irrigation with 70% Ethanol Enhanced Calcium Hydroxide Removal from the Apical Third.
7. Outcome Assessment of Teeth with Necrotic Pulps and Apical Periodontitis Treated with Long-term Calcium Hydroxide.



CME SES Member Only



SAUDI

ENDODONTIC SOCIETY

الجمعية السعودية

لعلاج جذور و اعصاب الاسنان



SEndoSociety



SESociety.sa



0556037473



Endodontic.society@gmail.com

Dr. Fahda Algahtani

- BDS in REU in 2012.
- Joined PNU as a teaching assistant in the College of Dentistry in 2015.
- Postgraduate degree and clinical training at the UBC in the specialty of endodontics in 2018.
- A fellow of the Royal college of dentists of Canada and is recognized as a senior registrar in the endodontic specialty inside KSA.
- At Princess Noura University, is an assistant professor in endodontics and the head of clinical dentistry department.



Saturday | 26-02-2022 | 01:00 pm

Differential Diagnosis and Clinical Management of Periapical Lesions

1. Correlation between the clinically diagnosed inflammatory process and periapical index scores.
2. Root canal treatment of compromised teeth as alternative treatment for patients receiving bisphosphonates.
3. The effect of type 2 diabetes mellitus on changes in the fractal dimension of periapical lesion in teeth after root canal treatment.
4. Idiopathic Bone Cavity: Clinicopathologic Features.
5. Malignant Lesions Mimicking Endodontic Pathoses Lesion.
6. Periapical Lesions in Patients with Osteoporosis.



CME SES Member Only



SAUDI

ENDODONTIC SOCIETY

الجمعية السعودية

لعلاج جذور و اعصاب الاسنان



SEndoSociety



SESociety.sa



0556037473



Endodontic.society@gmail.com



SAUDI
ENDODONTIC SOCIETY
الجمعية السعودية
لعلاج جذور و اعصاب الاسنان



DR. ZAHER ALTAQI
DDS, MSc, Board Certified


Objectives


- The causes and prevention of endodontic files separation
- The factors affecting the possibility of separated file retrieval
- The approaches of separated file retrieval including the use of ultrasonic and loop techniques

Every participant will practice in his/ her own station with the provided course teaching materials aided by the dental microscope

Registration +966556037473

 Riyadh

 Friday and Saturday
18-19/03/2022

 2300 S.R. (For SES Member 2000 S.R.)
Registration Deadline 15/03/2022

CME accredited

Limited Seats

MANAGEMENT OF SEPARATED INSTRUMENT

LECTURE | HANDS-ON WITH MINIMUM DENTIN LOSS



Dr. Musaed Altammami

- Bachelor's degree of Dental Surgery (BDS) from KSU.
- Consultant in Endodontics at Security Forces Hospital, Ministry of Interior, Riyadh.
- Saudi Board of Endodontics.
- Director of the Saudi Specialty Certificate Program in Endodontics.
- Chairman of Internal Audit Committee for Residency Postgraduate Programs of Endodontics, Riyadh Elm University



Saturday | 26-03-2022 | 01:00 pm

Classification of Orofacial Pain and microsurgical endodontics updates

1. New International Classification of Orofacial Pain.
2. Severe Pain after Endodontic Surgery: Incidence and Risk Factors
3. Success, Survival Rate, and Soft Tissue Esthetic of Tooth Autotransplantation.
4. Prognostic Factors after Endodontic Microsurgery.
5. Outcome and associated predictors in endodontic microsurgery.



CME SES Member Only



SAUDI

ENDODONTIC SOCIETY

الجمعية السعودية

لعلاج جذور و اعصاب الاسنان



SEndoSociety



SESociety.sa



0556037473



Endodontic.society@gmail.com

Dr. Khalaf A. Alwasi

- Bachelor's degree of Dental Surgery (BDS) from KSU 2006
- Saudi Board of Endodontics (SBE)2012.
- Consultant in Endodontics at Dammam Medical Complex.
- Director of the Saudi Specialty Certificate Program in Endodontics.



Saturday | 28-05-2022 | 01:00 pm

Efficacy of Direct Pulp Capping in Permanent Teeth and the Restoration of Root Filled Teeth

1. Efficacy of direct pulp capping for management of curiously exposed pulps in permanent teeth.
2. The Association between Choice of Diagnostic Imaging Modality and Long-term Treatment Outcomes for Patients Undergoing Nonsurgical Root Canal Treatment.
3. Dental Abscess to Septic Shock: A Review
4. The restoration of root filled teeth
5. Anaesthetic Success Using Nitrous Oxide and a Combination of Lidocaine/ Clonidine for the Inferior Alveolar Nerve Block.



CME SES Member Only



SAUDI

ENDODONTIC SOCIETY

الجمعية السعودية

لعلاج جذور و اعصاب الاسنان



SEndoSociety



SESociety.sa



0556037473



Endodontic.society@gmail.com

Dr. Moayd Howladar

- Bachelor Degree in dental medicine and Surgery, King Abdul-Aziz University
- Saudi board of endodontic
- Endodontic at King Fahad Armed Forces Hospital



Saturday | 25-06-2022 | 01:00 pm

Endodontic pain and Ultrasound imaging for the diagnosis of periapical lesions

1. Evaluating Combined Effect of Oral Premedication with Ibuprofen and Dexamethasone on Success of Inferior Alveolar Nerve Block
2. Influence of Preoperative Mechanical Allodynia on Predicting Postoperative Pain after Root Canal Treatment
3. Postoperative Pain after Endodontic Treatment under Irrigation with 8.25% Sodium Hypochlorite and Other Solutions:
4. Pulp Response to Periodontal Disease
5. Targeted Endodontic Microsurgery:
6. Ultrasound imaging for the differential diagnosis of periapical lesions of endodontic origin in comparison with histopathology
7. Bacteria and virulence factors in periapical lesions associated with teeth



CME SES Member Only



SAUDI

ENDODONTIC SOCIETY

الجمعية السعودية

لعلاج جذور و اعصاب الاسنان



SEndoSociety



SESociety.sa



0556037473



Endodontic.society@gmail.com

Dr. Yasser Alghamdi

- Bachelor in dental medicine and surgery "BDS" from King Abdulaziz University 2010
- Saudi Board Certificate in Endodontic 2017
- Endodontic Consultant at King Fahad Armed Forces Hospital in Jeddah



Saturday | 30-07-2022 | 01:00 pm

Evaluation of CBCT implications and the use of regenerative Endodontic for the treatment of necrotic teeth

1. Is there is bacterial infection in intact crowns?
2. Clinical cell-based versus cell-free regenerative endodontics
3. A Clinical Evaluation of Cone- beam Computed Tomography.
4. A Novel Self-Mineralizing Antibacterial Tissue Repair Varnish to Condition Root-end Dentin in Endodontic Microsurgery
5. A Review of External Cervical Resorption
6. Diagnosis and Management of Traumatic Dental Injuries Using Intraoral Radiography and Cone-beam Computed Tomography
7. Regenerative Endodontic Procedures for the Treatment of Necrotic Mature Teeth with Apical Periodontitis



CME SES Member Only



SAUDI

ENDODONTIC SOCIETY

الجمعية السعودية

لعلاج جذور و اعصاب الاسنان



SEndoSociety



SESociety.sa



0556037473



Endodontic.society@gmail.com



Announcement

SES ELECTRONIC POSTERS

E Poster Awards

Submission are open now

For More Information Scan Or Click The QR Code :



Dead line for submission
30 SEP 2022

SES CONFERENCE 2022 E-POSTER COMPETITION

Do you have an interesting case, topic, or research piece you'd like to share with the world ?

We are inviting submissions of digital posters for this year's SES's 2022 Conference ..



SCAN THE QR CODE



FILL YOUR INFORMATION



UPLOAD YOUR POSTER



EVALUATION BY JUDGING PANEL COMMITTEE



ANNOUNCEMENT OF WINNERS

✓ Eligibility For Participation

This Competition open to all international dentists.
Participants must be registered to the conference & SES member, before submit the poster .

✓ How To Submit Your Poster ?

Submitted poster will be accepted only as PDF form, following the guidelines on the submission portal page, scan QR code .

✓ Display of posters

Display of posters start will start from the first day on the E-poster display gate .

✓ Announcements Of Winners

Posters evaluation done by the judging panel, and winners announcement carry-on at the end of closing ceremony, also you'll be notified by email.



Deadline for Submission 30 SEP 2022

CONTACT US : ✉ endodontic.society@gmail.com

☎ 0556037473

11th

Saudi Endodontic Society International Conference 2022



SAUDI
ENDODONTIC SOCIETY
الجمعية السعودية
لعلاج جذور و اعصاب اللسان

S E
S 22

2nd Work Shop

Dr. ABDULAZIZ ABU MELHA

BDS, MS
Diplomate Of American Board Of Endodontic



Management of Endodontic Emergencies & Rotary Files Clinical Protocols

Abstract :

This workshop will discuss the management of endodontic emergencies with the appropriate local anesthesia techniques, analgesics, antibiotics prescription and rotary files clinical protocols .

wednesay

5/10/2022

Lecture


Hands-On

TIME	TITLE	PLACE
09:00 - 10:00 AM	Endodontic Emergencies (Types of emergencies & how to treat them efficiently)	 CROWNE PLAZA AN IHG HOTEL RIYADH RDC HOTEL & CONVENTION CENTER
10:00 - 11:00 AM	Analgesics & Antibiotics (Types, when & what to prescribe)	
11:00 AM - 12:00 PM	Endodontic Rotary Files Systems & Clinical Protocols (Types & how to use them safely in Clinical steps)	
12:00 - 01:00 PM	Break	
01:00 - 04:00 PM	Hands-on Rotary Files (Hands-on rotary files for each participant)	

الجمعية تحت إشراف



اللجنة السعودية للتخصصات الصحية
Saudi Commission for Health Specialties



Dr. Zaher Altaqi
 DDS, MSc, Board certified Endodontics
Endodontics Department
Damascus University

**MANANGMENT OF SEPARATED INSTRUMENT
WITH MINIMUM DENTIN REMOVAL**
OBJECTIVE :

- The causes and prevention of endodontic files separation .
- The factors affecting the possibility of separated file retrieval .
- The approaches of separated file retrieval including the use of ultrasonic and loop techniques .

Every participant will practice in his/ her own station with the provided course teaching materials aided by the dental microscope

Wednesday

5/10/2022

	TIME	TITLE	PLACE
Lecture ALL GROUPS	8:00 a.m - 12:00 p.m	Removal of Separated instrument with minimum dentin removal	 CROWNE PLAZA <small>ALL IND HOTEL</small> RYADAH RDC HOTEL & CONVENTION CENTER
Hands-On GROUP 1	1:00 p.m - 4:00 p.m	Removal of Separated instrument with minimum dentin removal	

Thursday

6/10/2022

	TIME	TITLE	PLACE
Hands-On GROUP 2	8:00 a.m - 12:00 p.m	Removal of Separated instrument with minimum dentin removal	 CROWNE PLAZA <small>ALL IND HOTEL</small> RYADAH RDC HOTEL & CONVENTION CENTER
Hands-On GROUP 3	1:00 p.m - 4:00 p.m		



11th

Saudi Endodontic Society International Conference 2022



SAUDI
ENDODONTIC SOCIETY
الجمعية السعودية
لعلاج جذور و اعصاب الاسنان

S E
S 22

Dr. Gianluca Plotino

DDS , MCS



Mastering the use of repair materials under the operative microscope

Thursday
6/10/2022

Lecture

TIME	TITLE	PLACE
01:00 - 2:00 PM	The benefits of using dental microscope	 CROWNE PLAZA AN IHG HOTEL RIYADH RDC HOTEL & CONVENTION CENTER
02:00 - 03:00 PM	Discuss the perforations' repairing techniques	
03:00 - 04:00 PM	Discuss the apical plug placement techniques	
04:00 - 05:00 PM	Break	
05:00 - 08:00 PM	Hand-on demonstration by the lecturer and practice on models and extracted teeth to repair perforations and place apical plugs	

Hands-On



المؤتمر العالمي الحادي عشر للجمعية السعودية لعلاج جذور وأعصاب الأسنان

٦-٨ أكتوبر ٢٠٢٢ الرياض-كراون بلازا

Expanding The Frontiers of Knowledge in Endodontics

المتحدثين :



بروف. بول ابوت



د. جيانلوكا بلوتينو



د. أدهم عازم



د. برونو باتيستا



د. ريكاردو تونيني



د. محمد الحربي



د. سمحان العجمي



د. ألين علي نصيح



د. عبد العزيز أبو ملحه



د. زاهر التقي



11th

Saudi Endodontic Society International Conference 2022



SAUDI
ENDODONTIC SOCIETY
الجمعية السعودية
لعلاج جذور و اعصاب الاسنان

S E
S 22

Dr. ADHAM AZIM

BDS,
Diplomate Of American Board Of Endodontic



A Guide to an efficient surgical treatment

OBJECTIVES :

This full day course is designed to provide participants with the ability to learn all about micro-endodontic surgery. Starting from anatomical landmarks of concern during the surgical procedure, how to select and organize the appropriate armamentarium to make the procedure quick and smooth, all the way to treatment planning for a predictable treatment outcome. Participants will be able to perform a surgery on a 3D surgical model using surgical operating microscope and proper armamentarium. They will incise and reflect simulated gingiva, make osteotomy, apicoectomy, retro-preparation and retro-filling followed by suturing.

Thursday

6/10/2022

Lecture

Hands-On

TIME	TITLE	PLACE
09:00 - 10:00 AM	Anatomical consideration	
10:00 - 11:15 AM	Micro surgical Armamentarium and positioning	
11:15 AM - 12:00 PM	GBR & suturing	
12:00 - 01:00 PM	Break	
01:00 - 04:00 PM	Hands- on typodont for molar surgery (every 2 shares a model)	



11th

Saudi Endodontic Society International Conference 2022



SAUDI
ENDODONTIC SOCIETY
الجمعية السعودية
لعلاج جذور و اعصاب الاسنان

S E
S 22

Dr. Riccardo Tonini

DDS , MCS



Bioceramic materials in Endodontics The clinical guide for elevating your daily practice

Abstract :

Do you want to improve your daily practice and outcomes in Endodontics ?
Discover how Bioceramics materials can play a key role in Endodontics, how they can really represent the present and the future of the root canal seal .

Thursday

6/10/2022

Lecture

Hands-On

TIME	TITLE	PLACE
17:00 - 18:00 PM	Theoretical part on bioceramic sealers, their indications and methods of use	 CROWNE PLAZA AN IHG HOTEL RIYADH RDC HOTEL & CONVENTION CENTER
18:00 - 19:30 PM	Hands on Shaping with MG3 blue, cleaning and filling with single cone technique and Neosealer flo. Hands on perforations repair and apical plug with Neo MTA 2 and Avalon putty	



11th SAUDI ENDODONTIC
SOCIETY INTERNATIONAL
CONFERENCE

S E S 22

المؤتمر العالمي الحادي عشر
للجمعية السعودية لعلاج أعصاب و
جذور الأسنان

Expanding The Frontiers of Knowledge In Endodontics



7-9 OCT
2022



4
Work Shop



National &
International
Speakers



Crown Plaza - Riyadh RDC



SAUDI
ENDODONTIC SOCIETY
الجمعية السعودية
لعلاج جذور و اعصاب الاسنان



الجمعية تحت إشراف

الهيئة السعودية للتخصصات الصحية
Saudi Commission for Health Specialties



CME

رواد التميز
Pioneers of Excellence

Endodontic.Society@gmail.com



SEndosociety

0556037473

sesociety.sa

11th

Saudi Endodontic Society Conference 2022



Prof. Paul V. Abbott AO

BDSC, MDS, FRACDS(Endo),
PFPA, FADI, FICD, FADC, FIADT

Short Abstract:

When is root canal treatment indicated after trauma to a tooth ?

Lecture 1,

Friday, OCT 7, 9:00Am - 10:30 Am

Trauma to a tooth can have various consequences with one of the most common being pulp necrosis and infection of the root canal system. However, this can occur at various times following trauma and it is dependent on many factors. There are some specific injuries where root canal treatment should be commenced immediately (or very soon after the injury) in order to improve the prognosis of the tooth or to prevent other complications such as external inflammatory resorption. Following some other injuries, root canal treatment should be avoided as this can be detrimental to the tooth's ability to recover and its long-term prognosis, especially if the tooth is not completely developed. These issues will be explored and recommendations will be provided for when root canal treatment should be performed after different types of traumatic dental injuries.

Strategies to manage local anesthesia of mandibular molars with irreversible pulpitis

Lecture 2,

Saturday, OCT 8, 8:00Am - 9:30 Am

Pain is one of the main reasons why patients seek dental treatment and many painful teeth will require root canal treatment. The fear of having pain during root canal treatment is one of the major factors that concerns patients about root canal treatment. In addition, the presence of pre-operative pain is one of the main factors that contributes to patients experiencing pain during and after treatment. Hence, dentists must take care to ensure that the patient does not have any pain during treatment but this can be a significant challenge at times - such as when the tooth has acute irreversible pulpitis and acute apical periodontitis, particularly when the tooth is a mandibular molar where standard local anesthetic techniques are not very effective. Hence, Dentists must have strategies to overcome this problem and typically a series of cascading steps need to be followed. Dentists should be familiar with alternate (or supplementary) anaesthetic techniques that can be used in conjunction with the standard inferior alveolar block or infiltration techniques. The choice of which supplementary technique should be used will depend on the specific tooth being treated. Other strategies such as pre operative medication may also help in some cases. In this lecture, comprehensive strategies to achieve successful anesthesia of problematic teeth will be outlined together with some new injection techniques. These strategies are based on research by the presenter's group, particularly for acute irreversible pulpitis.

S

E

S

22

11th

Saudi Endodontic Society Conference 2022



Dr. Gianluca Plotino

BDS , DDS, PhD.

Short Abstract:

Retreatment of Endodontically Treated teeth

Workshop 1,

Thursday, OCT 6, 8:00Am - 4:00 Pm

Endodontic specialists usually treat complex cases consisting in challenging difficult teeth along with challenging patient management, which need advanced materials and techniques. Given the skills, time, equipment and the technical and anatomical knowledge, endodontic specialists are expected to solve these cases doing all efforts possible to make teeth again available for their functional oral status. Through the use of three-dimensional diagnostic tools, microscope, ultrasonics, repair materials and all the technical advancements available today, the outcome of these "hopeless" cases has drastically increased in last decade. This lecture aims to present an explicative case series representative of several complex clinical situations in Endodontics solved using the ideal approach and to describe techniques and clinical tips to treat such cases.

Restoration of Endodontically treated teeth

Lecture 2,

Saturday, OCT 8, 11:00Am - 12:00 Pm

The restoration of endodontically treated teeth is a topic that has been extensively studied in the literature, but which nevertheless remains controversial. This lecture aims to emphasize the characteristics of endodontically treated teeth and some principles to be observed when planning the restoration of these elements. The amount of residual coronal structure and the functional requirements are the main parameters to be analyzed to determine the best way to restore these elements, evaluating the material to be used, the possibility of performing direct or indirect restorations and associated or not with the insertion of a post. We will describe the most current strategies, tools and techniques to perform post-endodontic adhesive restorations and exploit their numerous clinical advantages, providing the basic principles for achieving long-term success. We will analyze the different possibilities for the restoration of endodontically treated teeth, the guidelines for post-endodontic restorations in anterior and posterior teeth and for the choice of direct or indirect restorations with and without fiber posts.

S

E

S

22

Endodontic.Society@gmail.com

saudiendos 0556037473



SAUDI
ENDODONTIC SOCIETY
الجمعية السعودية
لعلاج جذور و اعصاب الانسان



Dr. Hind Al-Quthami

- Consultant Endodontist, Prince Sultan Military Medical City (PSMMC), Riyadh.
- Assistant Professor, KSU, College of Dentistry, 2004 – 2008.
- Director of the Saudi Board Endodontic Program, PSMMC, 2012-2020.
- Board member in Saudi Endodontic Society ,2016-until present
- Head of Endodontic Division, PSMMC, 2014 – 2018.
- Obtain King Fahd Medal ,2018.
- Chairman, Local Supervisor Committee Joint Program-CR, Saudi Council of Endodontic, 2019-2021.



Saturday | 03-12-2022 | 01:00 pm

Clinical and Radiographic Outcomes of Regenerative Endodontic Procedures

1. Dental Pulp Autotransplantation
2. Ingrowth of Mineralized Tissue into the Root Canal of Immature Permanent Teeth.
3. Antibacterial Efficacy of Triple Antibiotic Medication With Macrogol, Traditional Triple Antibiotic Paste, Calcium Hydroxide, and Ethanol Extract of Propolis
4. Clinical and Radiographic Outcomes of Regenerative Endodontic Procedures in Traumatized Immature Permanent Teeth.
5. Revitalizing previously treated teeth with open apices: A case report and a literature review
6. Regenerative Endodontic Procedure of Immature Permanent Teeth with Leukocyte and Platelet-rich Fibrin.
7. Antibacterial Effect and Bioactivity of Innovative and Currently Used Intracanal Medicaments in Regenerative Endodontics



CME SES Member Only



SAUDI

ENDODONTIC SOCIETY

الجمعية السعودية

لعلاج جذور و اعصاب الاسنان



SEndoSociety




SESociety.sa



0556037473



Endodontic.society@gmail.com



Diamond Lines Trading and Tident invite you to attend
CHALLENGING BROKEN TEETH
FROM ISOLATION TO FINAL RESTORATION
 Step-by-Step Approach to Endodontic Treatments and Esthetic Excellence

In this course

- You will take the decision to do RCT or ReRCT, Diagnosis is the key of Success.
- Access Cavity, Tips and Tricks.
- Rotary Files ... Metallurgy and Kinematics How to use it You will know ALL about it .
- Post, Core and Ceramic Veneer ... Everything you need to know .



Dr. Youssef Algarni

Associate Professor
& Consultant in
Micro-endodontic



Prof. Ahmad Madarati

Professor &
Consultant in
Micro - endo dontic



Dr. Abdulelah Sindi

Assistant Professor &
Consultant in
Micro endo dontic



Dr. Taher Alomari

Associate professor of
endodontics, Examiner for the
endodontics fellowship of the
Royal College of Surgeons at
Edinburgh



Dr. Mohmmad Alghamdi

Consultant in
Micro - endo dontic



Dr. Nour Marshaha

Specialist in
Prosthodontic
dentistry



Dr. Khalid Almotlaq

Assistant Professor &
Consultant in
Restorative dentistry

Certificate & Credit Hours (CME)



Registration link



Fees : 1100sar & 900sar for early registration



Riyadh
Vittori Palace Hotel

[Location Link](#)



Fri-26th May: Endo
Sat-27 May: Fiber post

lectures and hands on



+966 56 168 0441

@tiaendo_
@diamond.lines_

Sponsors



Dr. Manal M. Al-Labban

- Bachelor's degree of dental surgery "BDS" from King Saud University .
- Saudi Board Certificate in Endodontic .
- Endodontic consultant at King Fahad Armed Force Hospital.



Endodontic access cavities Present status and future directions

- 1.The Effect of Different Molar Access Cavity Designs on Root Canal Shaping Times.
2. A Comparison of Volume of Tissue Removed and Biomechanical Analysis of Different Access Cavity Designs
- 3- Impact of Minimally Invasive Endodontic Procedures on the Development of Dentinal Microcracks.
- 4- Effect of Access Cavity Preparation on Dentin Preservation, Biomechanical Property, and Instrumentation Efficacy: A Micro-Computed Tomographic Study
- 5-Guided Access Cavity Preparation Using Cost-Effective 3D Printers
- 6-Impact of access cavity cleaning on the seal of postendodontic composite restorations in vitro
- 7-Present status and future directions – Minimal endodontic access cavities
- 8-Biomechanical Behavior and Life Span of Maxillary Molar According to the Access Preparation and Pericervical Dentin Preservation



SATURDAY 24 JUN 2023



1:00 PM



CME



SES MEMBER ONLY



**SAUDI
ENDODONTIC SOCIETY**
**الجمعية السعودية
لعلاج جذور و اعصاب الانسان**



SEndosociety



Endodontic.Society@gmail.com



0556037473

Dr. Hind Al-Quthami

- Consultant Endodontist PSMC.
- Master of Science in Endodontics
- Chairman, Local Supervisor Committee Joint Program-Central region, Saudi Council of Endodontic
- Board member in Saudi Endodontic Society



Endodontic orthodontic relationships

There is a paucity of information on the concise relationship between endodontics and orthodontics treatment. This relationship can be summarized mainly on the effects of both specialties in patient's treatment plan, complications during treatment and management of trauma cases. This lecture will focus in the latest treatment strategies and consensus regarding the endodontics-orthodontics patient management.

Objectives

- 1- Identify the relationship between endodontic and orthodontic treatment for patients with history of dental trauma.
- 2- Discuss the new guidelines for providing endodontic treatment for patients undergoing orthodontic treatment.



SATURDAY 22 July 2023



4:00 PM



CME
SES MEMBER ONLY



**SAUDI
ENDODONTIC SOCIETY**
الجمعية السعودية
لعلاج جذور و اعصاب الاسنان



SEndosociety



Endodontic.Society@gmail.com



0556037473

11th S E S 22

Saudi Endodontic Society international Conference

Saudi Endodontic Society

**we are happy to announce, that
we are giving the opportunity for
young dentists , by offering an
expedition booth**

" Show Your Talent "

" Grow Your Business "

" Make Your Activity "

JOIN US



more information

0556037473